



FOSHAN HK BUILDING MATERIAL COMPANY

Aluminum door

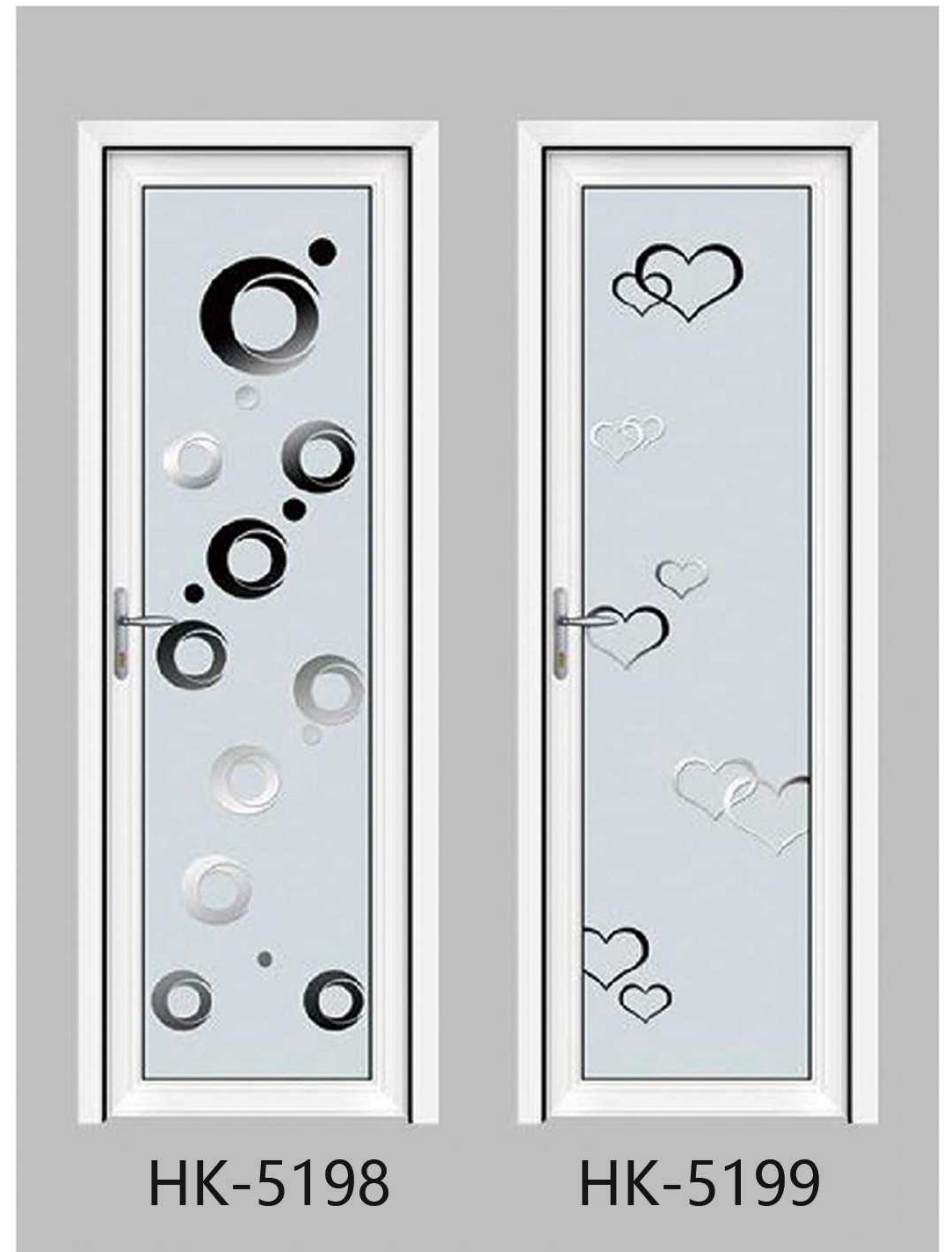
**One-stop solution for your Self-built houses or construction projects**

**Save your time, Save your cost!**

# Casement door



HK-5118  
50 CASEMENT  
DOOR SERIES



# Casement door



## 60 thermal-break casement door


- ※High-strength aluminum alloy structure, waterproof and moisture-proof, long service life, 45-degree contact design of door leaf and door frame, enhanced decoding connection, both beautiful and strong;
- ※In the stainless steel hinge, it does not rust, has high strength, and is durable;
- ※Applicable to bathroom and kitchen;
- ※The door frame adopts a three-cavity design with strong rigidity and an independent drainage cavity to ensure smooth and fast drainage under any circumstances.



HK-5203 HK-5204



## 60 thermal-break casement door



# Casement door



## 90 CASEMENT DOOR

徘徊在一方居室里，常常感觉忘却了季节，只记得那温柔的时刻那样易逝。

我们一直在寻求新的艺术与生活的表达方式，  
尽可能将它的抽象美转化为巨象的实在。

Wandering in a room, I often feel that I have forgotten the season,  
only remembering that tender moment is so fleeting.

We are always looking for new ways of  
expressing art and life, as abstract as possible



HK-5122



HK-5207



HK-5208



HK-5209



HK-5168



HK-5169



HK-5170



HK-5171

# Casement door



90 casement door



HK-5124 HK-5125 HK-5126



HK-5180 HK-5181



HK-5216



HK-5184



HK-5185



HK-5186



HK-5187

# Casement door



HK-5172



HK-5173



HK-5174



HK-5175



HK-5176



HK-5177



HK-5178



HK-5179

# Casement door



HK-5188



HK-5189



HK-5190



HK-5191



HK-5192



HK-5193



HK-5194



HK-5195

# Sliding door



## 128 triple-track sliding door-(190 series)

优雅的气质从来都让人无法抗拒，单调乏味的都市生活需要优雅的点缀汲取艺术天堂之精华，融入精湛纯熟的技艺，从而打造一场华丽的视觉盛宴，从此，平凡的生活也因为有了艺术的装点而变得丰富多彩起来。  
Elegant temperament has always been irresistible. The monotonous urban life needs elegant embellishment to absorb the essence of artistic heaven, and incorporate exquisite skills to create a gorgeous vision



## 128 double-track sliding door

- ※Using high-quality profiles and high-end imported hardware accessories, beautiful and generous. Load bearing of bottom sliding systemThe capacity can reach 400KG, even when the door leaf is large, it can be pushed and pulled smoothly, calmly and without noise.Meet the national wind pressure resistance standard. The appearance is magnificent, suitable for high-end residences and officesLarge balconies, entrance doors, and indoor partitions in other places.
- ※ Equipped with 5mm+12A+5mm hollow tempered glass, manual or intelligent shutters can be built-in (Note:The design width of the door leaf profile is 86mm), which can effectively reduce the resonance effect of sound waves and has a good Good sound insulation effect, and can prevent heat transfer, moisture and dew frost.
- ※The cavity adopts silica gel or EPDM sealing tape, which is not easy to age and is durable.Achieve a more comprehensive sealing effect.
- ※Built-in multi-lock point structure design makes the anti-theft safety performance more superior.
- ※The anti-sway device is installed to effectively ensure that the door leaf does not shake back and forth, and the operation is more stable.
- ※A positioning device is set to prevent the door leaf from derailing when the door is closed with excessive force.
- ※The door frame adopts a three-cavity design with strong rigidity and an independent drainage cavity to ensure that it can be drained under any circumstances.The water is smooth.
- ※The door frame guide groove has a split structure, which can effectively prevent the outdoor prying and has high anti-theft performance.

HK-5102



# Sliding door



HK-5103

## 128 double-track sliding door

※标准配置：进口SI把手，HOPO把手，G-U暗锁，滑轮，及5mm+17A+5mm  
 光面中空玻璃；  
 ※选用配置：BKS大拉手，5mm+27A+5MM光面中空玻璃，韩国汉申电动百叶  
 系统提升配件；  
 ※滑动系统由两组双轮平行的滑轮和传动连杆组成，承载量大，滑动流畅，安全稳固；  
 ※采用上下轨滑动槽设计，密封、防水、隔音、安全可靠、开启灵活；适用于客厅、  
 阳台、书房、花园、办公室等落地门敞场所；  
 ※滑动门扇最大规格：2800X3500mm；最大负重400KG。

※Standard configuration: imported SI handle, HOPO handle, G-U concealed lock, pulley, and 5mm+17A+5mm Smooth hollow glass;  
 ※Optional configuration: BKS large handle, 5mm+27A+5MM smooth hollow glass, Korean Hanshi electric shutter System upgrade accessories;  
 ※The sliding system is composed of two sets of parallel pulleys and transmission connecting rods, with a large load capacity, smooth sliding, safe and stable;  
 ※Using upper and lower rail sliding groove design, sealed, waterproof, soundproof, safe and reliable, and flexible to open; suitable for living room, Balconies, study rooms, gardens, offices and other floor-to-ceiling windows and doors;  
 ※Maximum specification of sliding door leaf: 2800X3500mm; maximum load is 400KG.



HK-5104



## 128 double-track sliding door



HK-5217

# Sliding door



HK-5105

128 double-track sliding door



HK-5106



HK-5218

# Sliding door



## 128 double-track sliding door

硬朗的线条和精准的比例结构，给人以均衡美感，排除浮华的装饰，显露木材本身的纹路，呈现一种粗犷奔放的自然美。朴素中凸显不凡品质，让紧张的心情在和谐自然的空间中得以放松。

Rigid lines and exquisite proportion structure give people even beauty. Discard backs in decoration, display the original grain of the timber. It displays a kind of rough, bold natural beauty. Extraordinary quality stands from the plainness, allowing the strain and mood relaxed in the harmonious and natural space.



HK-5107



HK-5123



90 triple-track sliding door  
-(135 series)

HK-5110

# Sliding door



## 90 triple-track sliding door-(135 series)

- ※ 可实现单轨、双轨、三轨推拉功能，开启灵活自如。
  - ※ 款式多样，设计大方优雅。
  - ※ 型材设计采用欧洲标准五金槽口，多点锁，达到很好的防盗作用。
  - ※ 门扇开启空间大，通风性能好。
  - ※ 优异的隔热、防寒、隔音性能。
  - ※ 门框采用多重外压设计，超强防水性能得到欧洲权威机构认可。
  - ※ 适用于高档住宅、办公室等场所的阳台、入户大门、室内隔断。
- ※ Can achieve single-track, double-track, three-track sliding feature, open and flexible ease.
- ※ Various styles, elegant design and generous.
- ※ Profile design uses the European standard hardware notch/multi-point lock to achieve good security role.
- ※ The door open a large space, ventilation and performance.
- ※ Excellent heat insulation, cold-proof performance.
- ※ Are higher with the low door in the design, superior water resistance approved by the European authorities.
- ※ For high-end residential, office and other places small balcony, home doors, interior partitions.



HK-5219



HK-5111



## 90 double-track sliding door

HK-5112



HK-5221



HK-5220

# Sliding door



HK-5113



HK-5114



80 double-track sliding door



HK-5222

# Sliding door



60 thermal-break sliding door



HK-5223



HK-5224

# Sliding door



## 60 thermal-break sliding door

以全局平衡的设计感，创造性的表现古典尊贵的造型风格，运用对称状整体镶嵌式凹槽，尽显大开大合的纵横之美，将逝者的生活哲学淋漓尽致展现在生活空间的层面，沉稳而不失个性。

With the sense of design whose overall situation is balanced, displays a classical and honorable model style with creativity, uses the whole inlaying type groove of the symmetrical form to fully show the vertical and horizontal beauty of great opening and great closing, and reveals the victor's life philosophy thoroughly on the aspect of the living space, which is steady but does not lose individuality.




HK-5117



HK-5225



HK-5226




HK-5130



HK-5131

# Sliding door



HK-5132



HK-5133



HK-5134



HK-5135



HK-5136



HK-5137



HK-5138



HK-5139



HK-5140



# Sliding door



HK-5141



HK-5142



HK-5143



HK-5144



HK-5145



HK-5146



HK-5147



HK-5148



HK-5149

# Sliding door



HK-5150



HK-5151



HK-5152



HK-5153



HK-5154



HK-5155



HK-5156



HK-5157



HK-5158

# Sliding door



HK-5159



HK-5160



HK-5161



HK-5162



HK-5163



HK-5164



HK-5165



HK-5166



HK-5167

# folding door



HK-5127



HK-5109

- ※ 折叠式设计，令开启空间达到最大的限度，可以充分看到外部景观，使室内外畅通无阻，视野广阔。
- ※ 采用欧洲最先设计方案，上吊轨+下轨同时滑动承重更强。
- ※ 降低噪音，配置 5mm+12A+5mm 中空玻璃（注：配置百叶中空玻璃为 5mm+27A+5mm）能够有效降低声波的共振效应，阻止声音的传递，可以降低噪音 30db 以上。
- ※ 采用德国高档折叠五金配件，精巧大方，开关灵活顺畅。
- ※ 下轨设计双重防水胶条与排水系统，彻底解决以往胶条老化和渗漏问题。
- ※ 型材采用三元乙丙（EPDM）密封胶条，不易老化，经久耐用，达到更全面的密封效果。
- ※ 适用于高档住宅大型阳台、入户大门。

- ※ Fold type design make to open space to attain the biggest limit, can fully see the external landscape, make the indoor outside without obstruction, visual field vast.
- ※ Adopt Europe the most advanced to design a project, commit suicide by hanging a track+designed a track to glide to accept gravity at the same time stronger.
- ※ Lower noise install 5mm+12A+5mm hollow glass/lowe hollow glass while installing the monomer for 5mm+27A+5mm can effectively lower a wave of the work flap an effect, delivering of antinost noise, can lower the noise 30 db above.
- ※ Adoption Germany is upscale to fold system hardware of accessories, choiceness generous, the switch smoothly vivid.
- ※ Descend a track to design dual waterproof gum and catchment system thoroughly solve former gum aging and leaking problem.
- ※ The type chamber adopts ethylene diene monomer (EPDM) to seal completely gum, it easily aging, through long enduring, attain to seal completely effect more complexity.
- ※ Be applicable to large veranda of upscale residence and go into door front door.


# folding door



HK-5108



HK-5128



HK-5129

## Related Locks



HK-SJ771



HK-SJ772



HK-SJ773



HK-SJ774



HK-SJ775



HK-SJ776



HK-SJ777



HK-SJ778



HK-SJ779



HK-SJ780



HK-SJ781



HK-SJ782



HK-SJ783

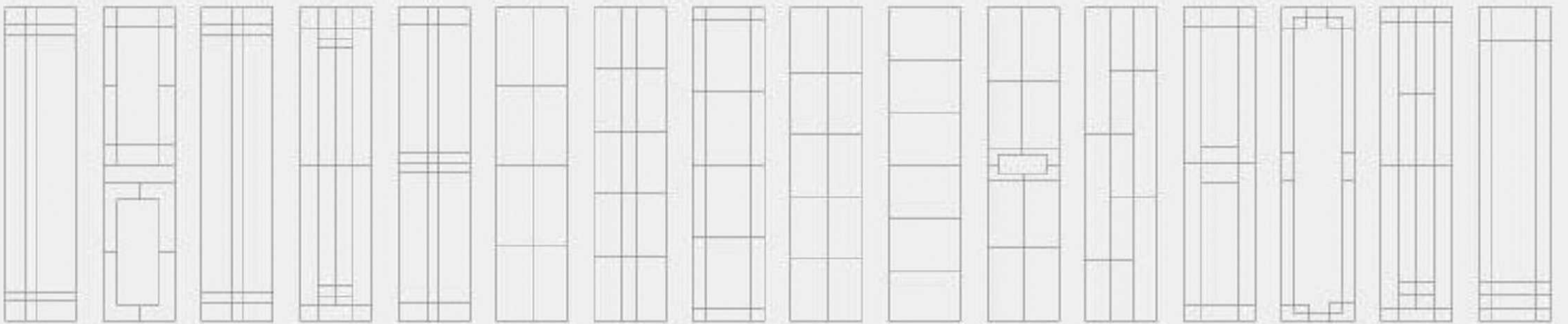


HK-SJ784

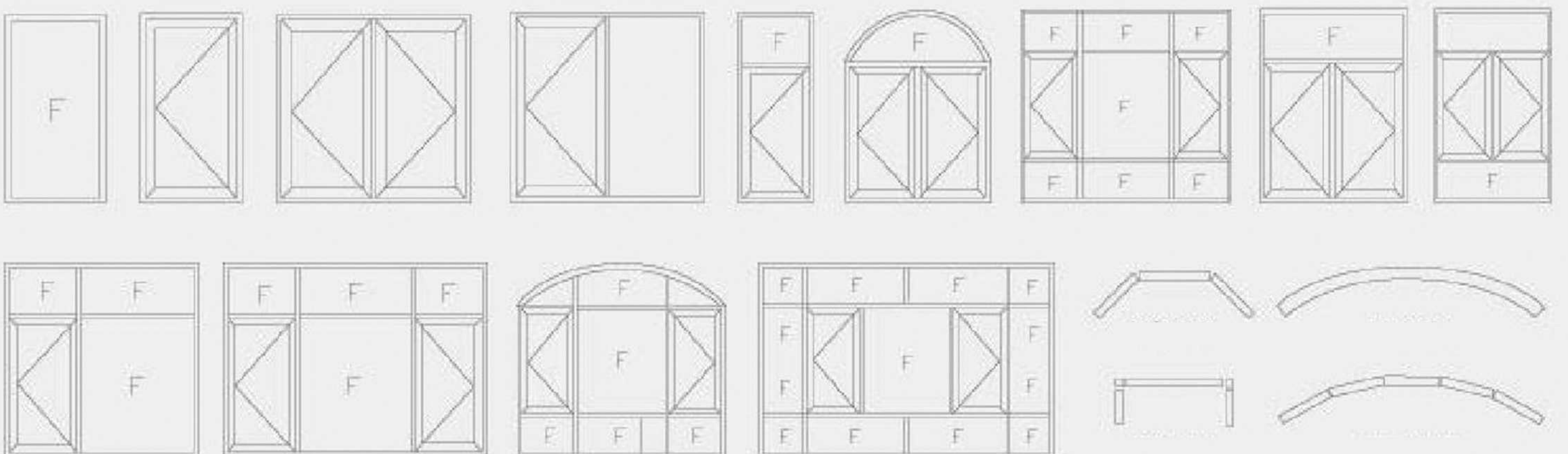


HK-SJ785


## Basic structure of grid



## Basic structure of casement window



Aluminum frame color be customized



UPVC frame color be customized



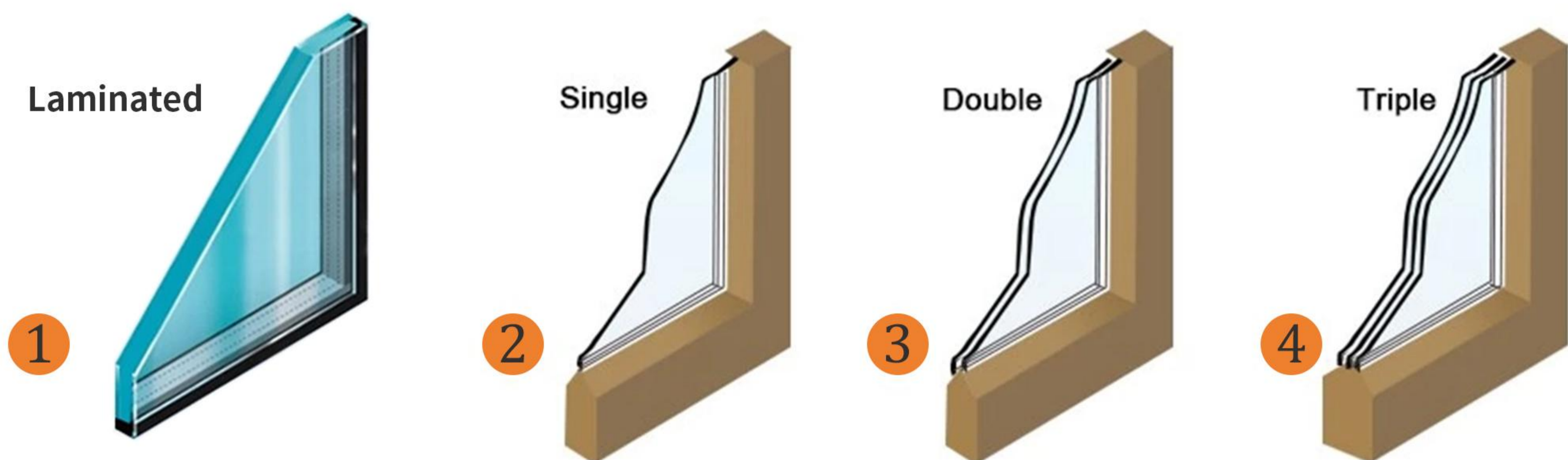
One-stop solution for your building project.

**SAVE YOUR TIME SAVE YOUR COST!**

Good faith merchant, Quality assurance

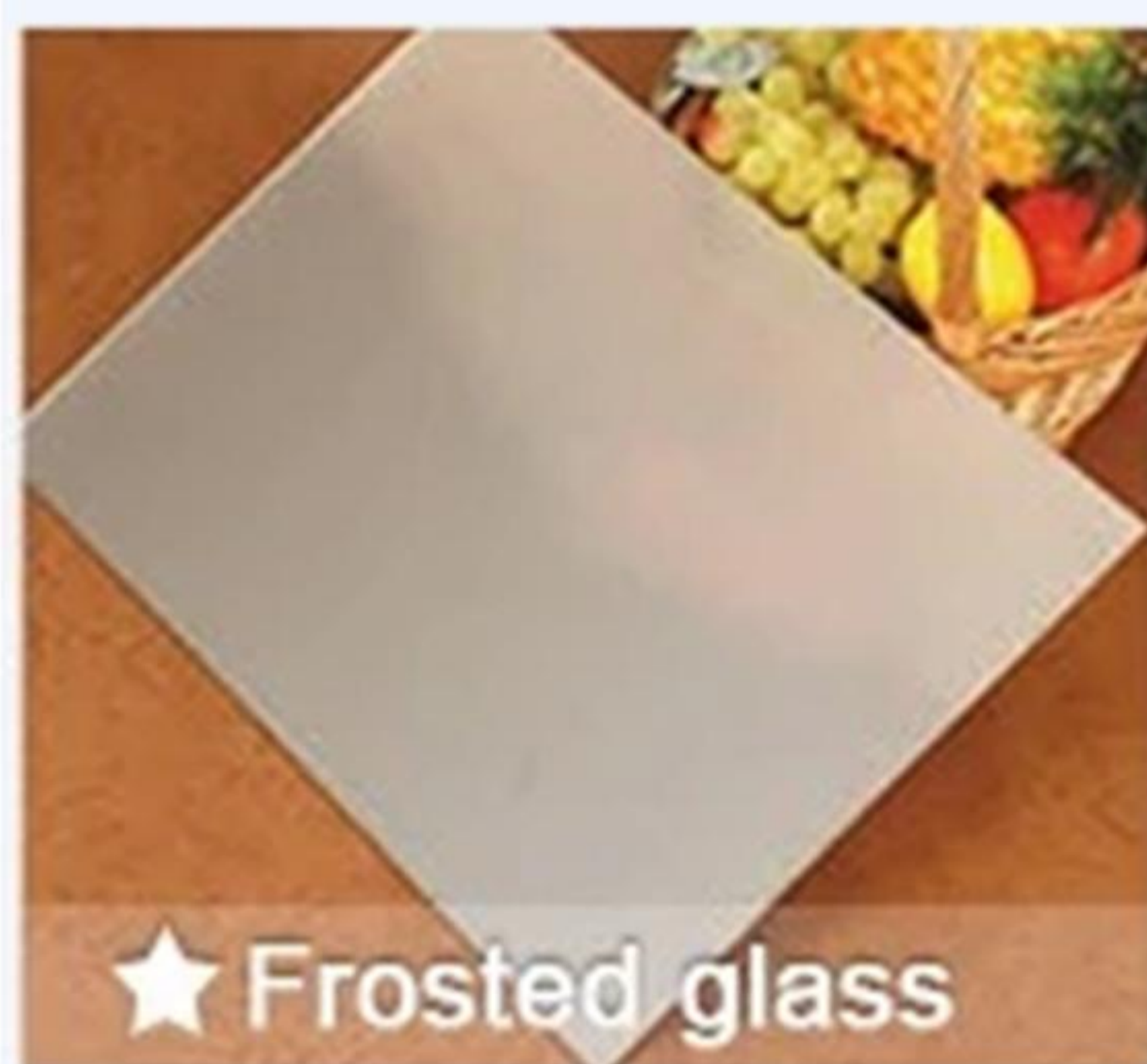
## FOUR DIFFERENT DESIGNS

- A. single glass: 5,6,8mm (clear/ tempered/frosted/Low-E/coating glass)
- B. double glazing: 5+ 6/9/12 +5mm
- C. laminated glass: 5+ 0.38/0.76/1.52PVB+5mm
- D. coated glass



### Options for glass

There are different colors and types of glass to choose. Or tell us your request, we offer customized services.



A. Brown reflective tempered glass ; B. Blue reflective tempered glass ; C. Green reflective tempered glass ; D. Europe grey reflective tempered glass E. Europe gray glass ; F. Brown tint glass ; G. Green tint tempered glass H. Blue tint tempered glass



## Common sense of door and window installation

---

### The basic process of door and window installation

#### A. Checking the drawing and preparing for installation

※The installer checks the size of the installation hole according to the drawing, and starts the installation after confirming that it is correct.

※Remove window sash or glass layering.

※A fixed iron angle is installed 150mm away from the frame.

※When the fixed iron angle is installed between the four frames, the uniform device shall not exceed 550mm during the period.

#### B. hole plug

※The door and window enter the hole, measure the frame, the gap between the holes. The clearance is not up to standard, so installation is not allowed.

Wooden block

1. Load-bearing wooden blocks, evenly place the lower part of the window frame.
2. Clear wooden blocks and place them on both sides.
3. In order not to hinder thermal expansion, no lining material is installed on the column, corner, horizontal and vertical ends. If installation is required, it should be 150mm away from this part.

#### C. Correct vertical and horizontal

※Padded wood on both sides of the middle of the frame to ensure that the sides of the frame are straight and not to deform the frame due to the extrusion of the lining wood.

※Install the window sash for functional inspection, and at the same time carry out horizontal and vertical inspection.

※The tolerance of window level and verticality is 1.5mm/M.

※Check the diagonal, the error should be equal to or less than 2mm.

#### D. The frame fan is fully fixed

※Fixed material

1. Use iron angles, fixing screws or nails.
2. Both sides of the door leaf frame are fixed with special expansion bolts. Install the adjustable iron angle up and down to fix.

※Filled insulating layer

1. Check the width and depth of the gap. The cleanliness of the attached surface should ensure that there is no floating soil, and the surface should be filled with water.
2. Fill the window frame and the wall of the opening with styrofoam, the filling must be full, and the inner waterproof treatment should be done. Styrofoam is a filled insulating material, which has adhesiveness, but it is not used to fix the material.
3. Pay attention to the drainage channel.
4. During construction, the working temperature shall not be lower than 5 degrees Celsius.

※Reposition of parts

1. Install the removed window sash.
2. Install the glass and glass bead for easy removal of the installation surface.
3. Check all the functions and installation effects of doors and windows.

## Maintenance of doors and windows

---

1. During the use of aluminum alloy doors and windows, the operation should be light, and the push and pull should be natural; if there is any difficulty, do not pull or push, and troubleshoot first. Dust accumulation and deformation are the main reasons why aluminum alloy doors and windows are difficult to pull out. Keep the door frame clean, especially the cleaning method of the sliding groove. A vacuum cleaner can be used to remove the dust accumulation in the groove and the door seal top.
2. When cleaning aluminum alloy doors and windows, people should not step on the aluminum frame, or pull the frame as a support.
3. Aluminum alloy doors and windows can be dipped in water or neutral detergent with a soft cloth, do not use ordinary soap and washing powder, and do not use strong acid and alkali cleaning agents such as decontamination powder and toilet detergent.
4. After a rainy day, dry the wet glass and door and window frames in time, and pay special attention to dry the water in the chute. If the chute is used for a long time, the friction will increase, and a little engine oil or a layer of fire wax oil can be used.
5. Check the connection parts of the aluminum alloy frame frequently, tighten the bolts in time, and replace the damaged parts. The vulnerable parts of aluminum alloy doors and windows, such as positioning shaft pins, wind braces, and floor springs, should be checked frequently and lubricated regularly to keep them clean and flexible.
6. The sealing top and glass glue seal are the key structures to ensure the sealing and moisturizing of doors and windows. If they fall off, they should be repaired and replaced in time.
7. Frequently check the joints between the aluminum alloy frame and the wall. If there is any looseness over time, it will easily deform the frame as a whole, so that the doors and windows cannot be closed and sealed. Therefore, if the screws of the joint are loose, they should be tightened immediately. If the base of the screw is loose, apply a small amount of cement to seal with epoxy super glue.

## Maintenance of doors and windows

---

How to maintain the finished doors and windows after installation is more worthy of our consumers.

1. After the door and window installation team of the assembly plant completes the installation of the doors and windows, due to the carelessness of the wall decorators, the filling foaming agent is often uneven or pasted on the plastic steel doors and windows. Sometimes stubborn marks also exist. At this time, We can:

- A. Use a spatula to shovel the protruding part of the filling and smooth it with sandpaper.
- B. If there is paint decoration, the shoveled area can be treated with paint of the same color.
- C. Scrub the surface of the profile with water to remove a puff of dust.
- D. Use white cotton yarn to stick ethyl acetate to scrub the stubborn traces, then scrub with water.

2. One of the advantages of plastic steel doors and windows is that maintenance is basically unnecessary. However, considering that there are many plastic steel door and window profiles that are improperly selected or have poor processing quality, it is recommended that users should check and maintain them every six months to a year. Five aspects are generally overhauled:

- A. Whether there are cracks in the welds of the door and window frames and sashes.
- B. The door and window sashes are obviously deformed, warped, and the flat sashes sag.
- C. Check the sealing strips and leather strips for shrinkage, deformation, and gaps.
- D. Whether the hardware accessories are cracked, damaged or tight.
- E. Whether the drainage hole is circulating.

## **FOSHAN HK BUILDING MATERIAL CO.,LTD**

Mobile:0086-15918090620

Tel:0757-28821990

Email: [cocoqiu1987@126.com](mailto:cocoqiu1987@126.com)

Whatsapp:+86-15918090620

Wechat:+86-15918090620

Website:[www.hkbuildingmaterial.com](http://www.hkbuildingmaterial.com)